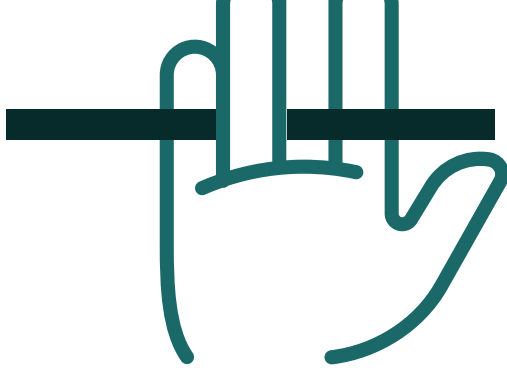


## How to Find Your Perfect Ring Size

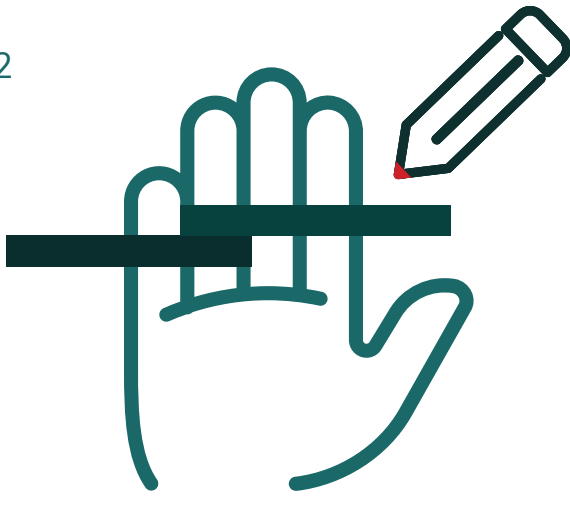
A thin strip of paper, a pen and a ruler

Step 1




Wrap a thin strip of paper around your finger.

Step 2



Mark the meeting point with a pen.

Step 3



Measure the length with a ruler.

## RING SIZE CHART

Size 5	Size 6	Size 7	Size 8	Size 9	Size 10
14.27mm	14.68mm	15.09mm	15.29mm	15.49mm	15.9mm
Size 11	Size 12	Size 13	Size 14	Size 15	Size 16
16.31mm	16.51mm	16.92mm	17.32mm	17.53mm	17.93mm
Size 17	Size 18	Size 19	Size 20	Size 21	Size 22
18.14mm	18.54mm	18.75mm	19.15mm	19.35mm	19.76mm
Size 23	Size 24	Size 25	Size 26		
19.96mm	20.37mm	20.57mm	20.98mm		
Size 27	Size 28	Size 29	Size 30		
21.39mm	21.59mm	22.00mm	22.20mm		

## Ring Size Conversion Chart

Inside Diameter (mm)	Inside Circumference (mm)	US/Canada	UK/Australia	Europe	India
14.1	44.2	3	F	44	4
14.5	45.5	3.5	G	45.5	5
14.9	46.8	4	H	47	6
15.3	48	4.5	I	48	7
15.7	49.3	5	J	49	8
16.1	50.6	5.5	K	50.5	9
16.5	51.9	6	L	52	10
16.9	53.1	6.5	M	53	11
17.3	54.4	7	N	54.5	12
17.7	55.7	7.5	O	56	13
18.1	57	8	P	57	14
18.5	58.3	8.5	Q	58	15
18.9	59.5	9	R	59.5	16
19.3	60.8	9.5	S	61	17
19.7	62.1	10	T	62	18
20.1	63.4	10.5	U	63.5	19
20.6	64.6	11	V	65	20
21.0	65.9	11.5	W	66	21
21.4	67.2	12	X	67.5	22
21.8	68.5	12.5	Y	69	23
22.2	69.7	13	Z	70	24
22.6	71.0	13.5	Z+1	71.5	25
23.0	72.3	14	Z+2	73	26
23.4	73.6	14.5	Z+3	74	27
23.8	74.8	15	Z+4	75.5	28

### Tips for Accurate Sizing

Measure your finger at the end of the day (fingers swell slightly).

Avoid measuring when your hands are cold.

If your knuckle is much larger than the base of your finger, measure both and choose a size in between.

Get a free ring sizer, Just ☎️: +91 7069456456